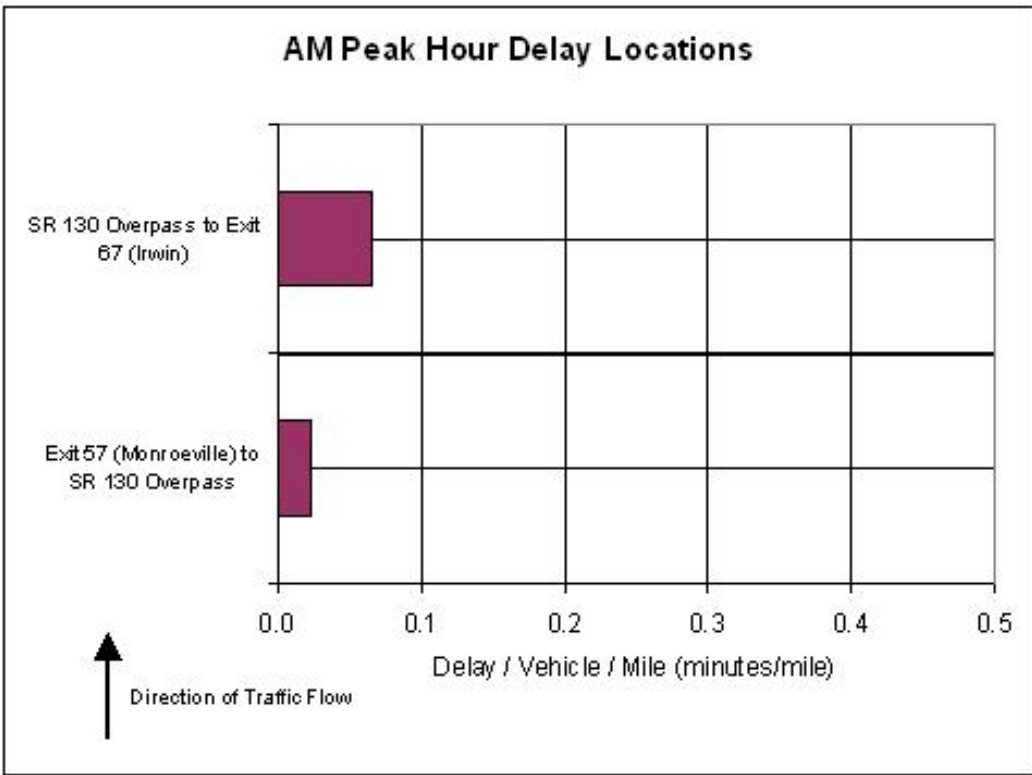
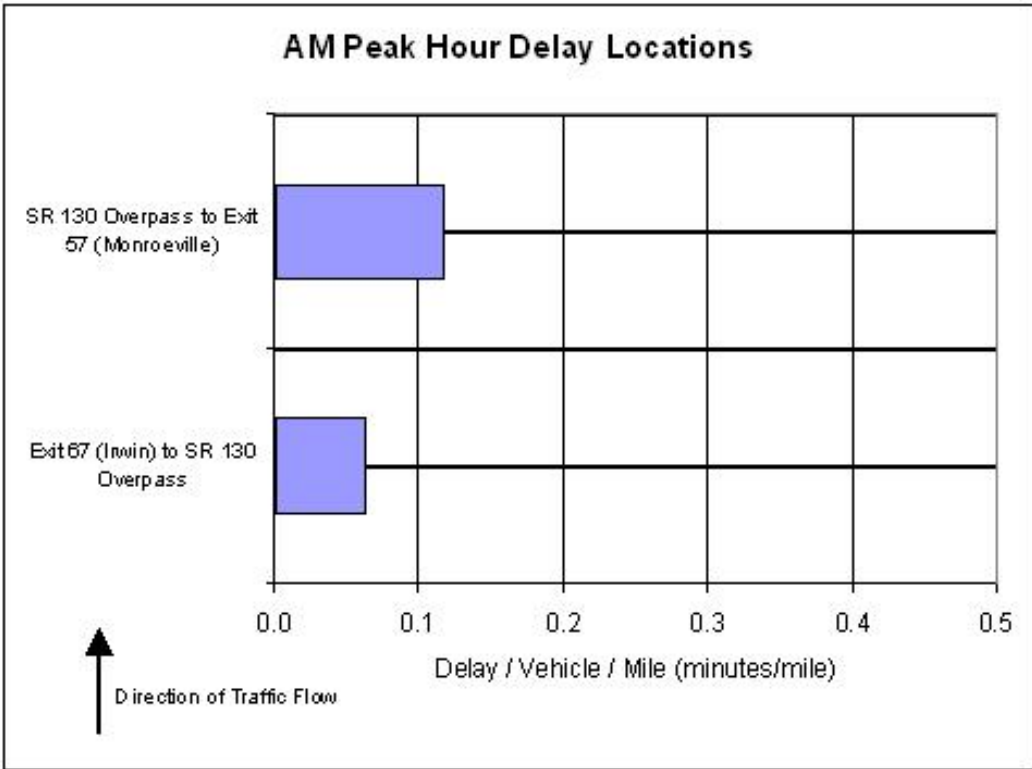
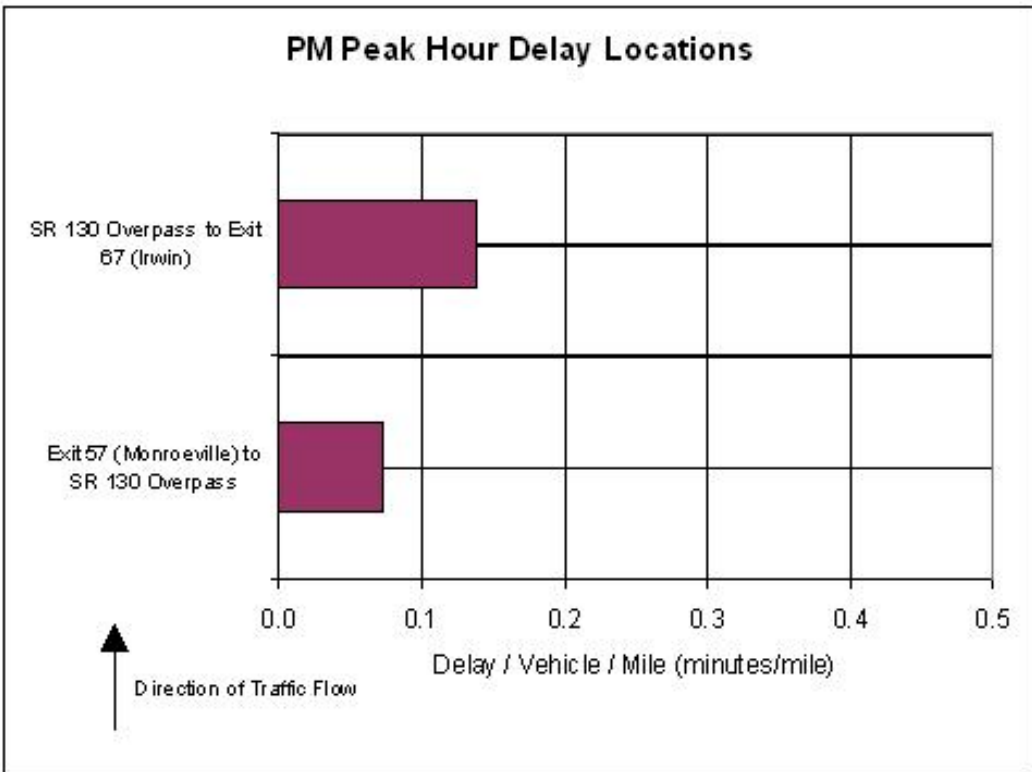
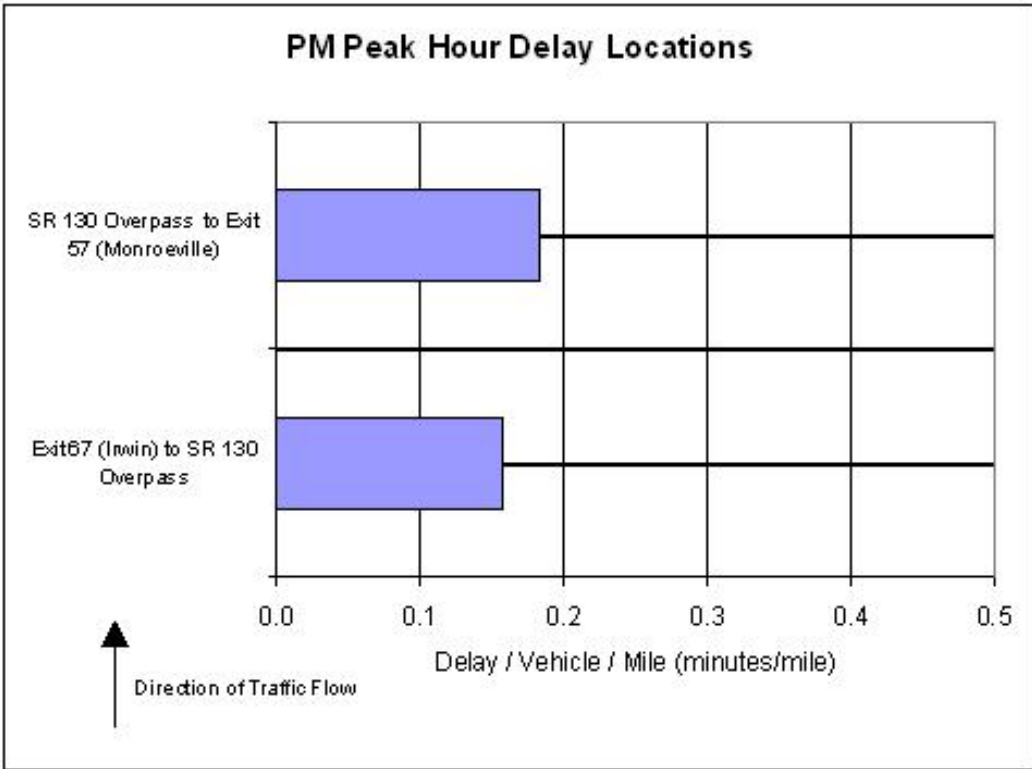




#### Corridor 25 Node List

- A - Irwin Toll Booth (Exit 67)
- B - SR 130 Overpass
- C - Monroeville T.B. (Exit 57)





**Corridor: 25 PA Turnpike between Exit 67 (Irwin) & Exit 57 (Monroeville)**  
**Peak Hour Parameters (Average Weekday)**

	WB Direction	EB Direction
	A to [ ]	[ ] to A
Distance Evaluated (miles)	11.7	11.2
Travel Time @ Posted Speed Limit (min)	10.8	10.4
Avg. Speed @ Posted Speed Limit (mph)	65.0	65.0
AM Travel Time (min)	11.9	10.8
AM Avg. Speed (mph)	58.9	62.2
AM Delay / Vehicle (min)	1.1	0.5
AM Delay / Vehicle / Mile (min/mi)	0.1	0.0
AM Total Delay (Veh-hrs)	34	11
AM Total Delay per Mile (Veh-hrs/mi)	3	1
PM Travel Time (min)	12.8	11.5
PM Avg. Speed (mph)	54.9	58.9
PM Delay / Vehicle (min)	2.0	1.1
PM Delay / Vehicle / Mile (min/mi)	0.2	0.1
PM Total Delay (Veh-hrs)	40	39
PM Total Delay per Mile (Veh-hrs/mi)	3	3
Total Peak Hour Delay (Veh-hrs)	74	50
Total Peak Hour Delay per Mile (Veh-hrs/mi)	6	4