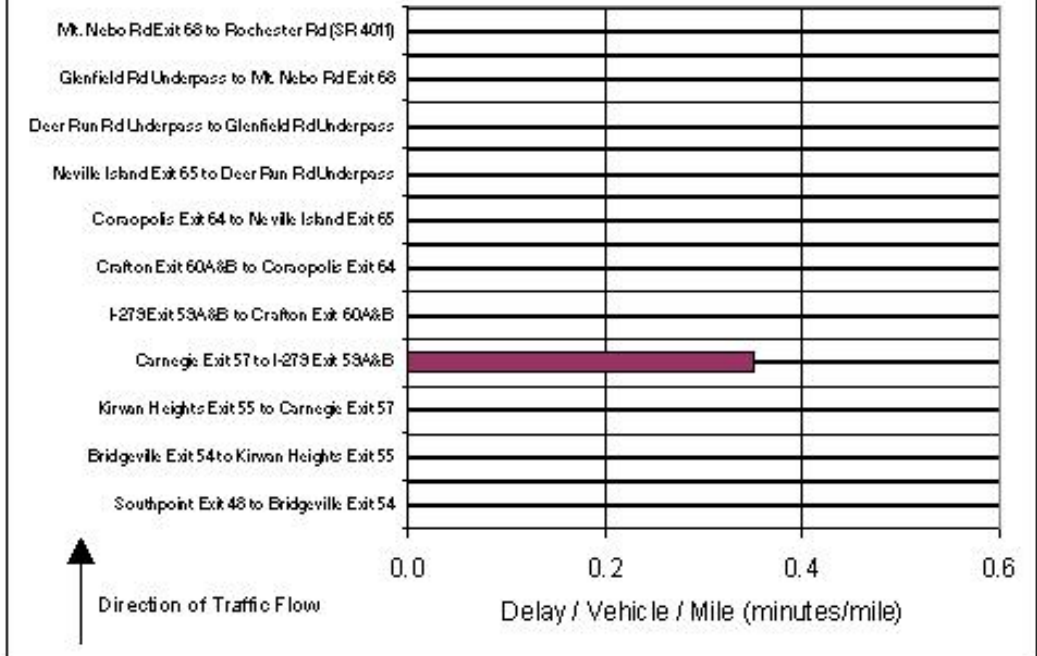
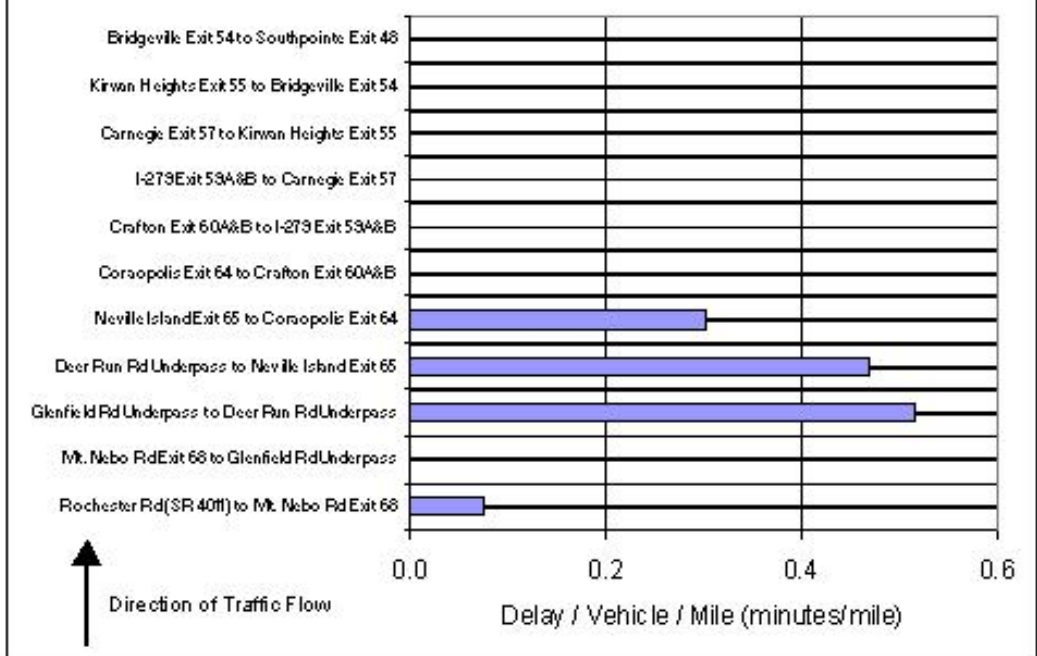




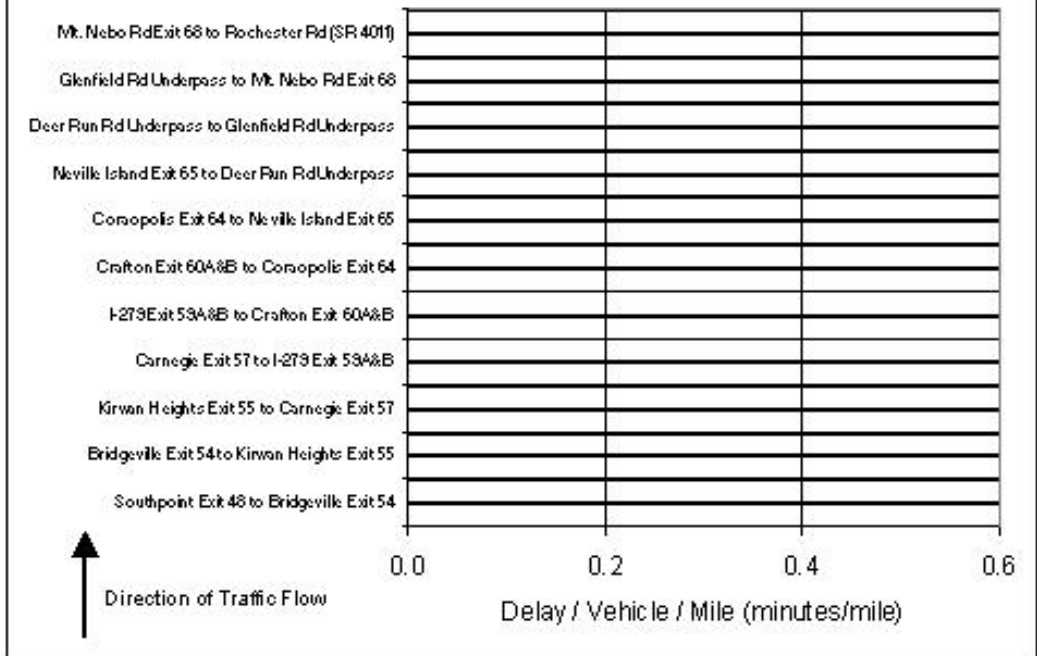
### AM Peak Hour Delay Locations



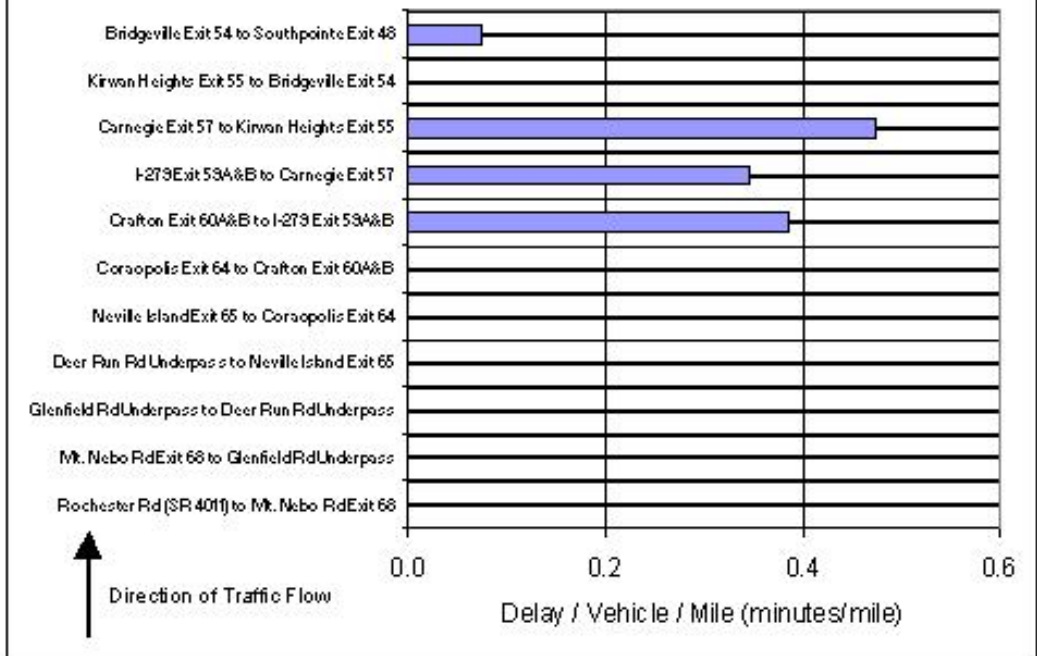
### AM Peak Hour Delay Locations



### PM Peak Hour Delay Locations



### PM Peak Hour Delay Locations



**Corridor: 3 I-79 between Exit 48-Southpointe & SR 4011 (Rochester Rd)  
Peak Hour Parameters (Average Weekday)**

	NB Direction A to [ ]	SB Direction [ ] to A
Distance Evaluated (miles)	23.6	23.6
Travel Time @ Posted Speed Limit (min)	25.8	25.8
Avg. Speed @ Posted Speed Limit (mph)	55.0	55.0
AM Travel Time (min)	22.3	22.6
AM Avg. Speed (mph)	64.6	63.2
AM Delay / Vehicle (min)	0.6	1.9
AM Delay / Vehicle / Mile (min/mi)	0.0	0.1
AM Total Delay (Veh-hrs)	47	85
AM Total Delay per Mile (Veh-hrs/mi)	2	4
PM Travel Time (min)	22.6	22.5
PM Avg. Speed (mph)	62.9	63.3
PM Delay / Vehicle (min)	0.0	1.8
PM Delay / Vehicle / Mile (min/mi)	0.0	0.1
PM Total Delay (Veh-hrs)	0	102
PM Total Delay per Mile (Veh-hrs/mi)	0	4
Total Peak Hour Delay (Veh-hrs)	47	187
Total Peak Hour Delay per Mile (Veh-hrs/mi)	2	8