
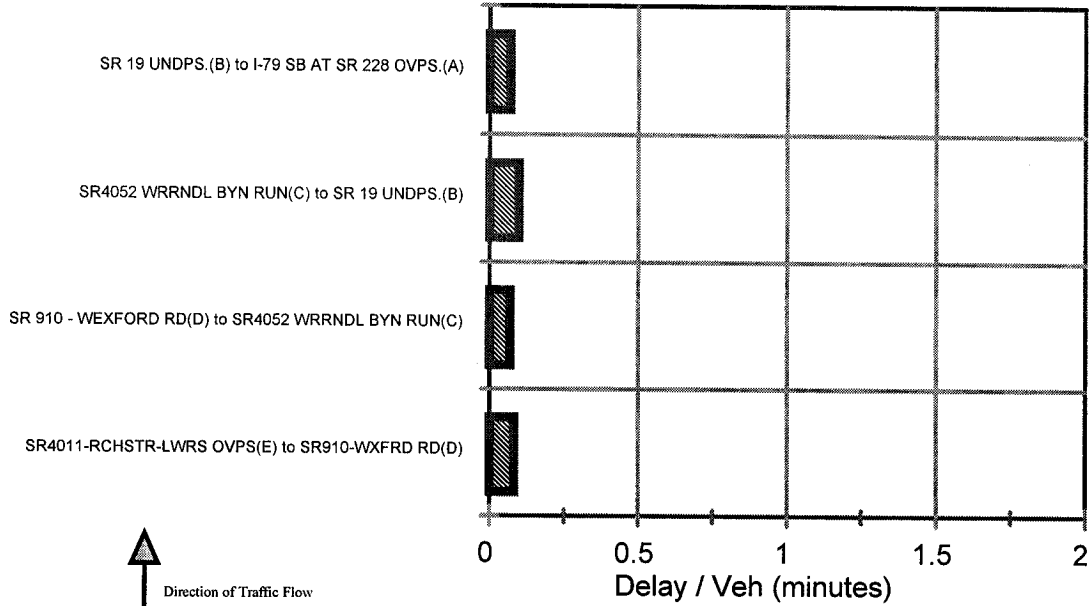


- Existing Road Network
- CMS Monitoring Network
- Tour
- - - Municipal Boundary
- - - County Boundary
- ▨ Rivers

TOUR 21 consists of the following corridors:


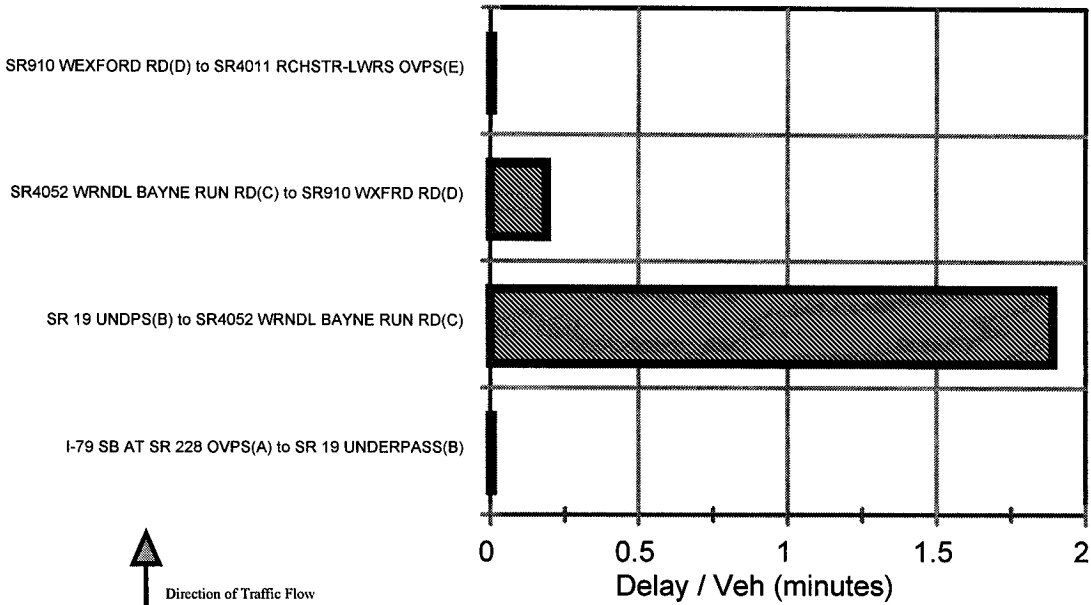
- 75 I-79 from I-279 to SR 228
- 76 SR 3020 / SR 2004 from SR 19 to SR 2006
- 79 SR 68 from I-79 to SR 19
- 80 SR 288 from SR 19 to county line
- 81 SR 228 from SR 19 to SR 8
- 82 SR 19 from I-79 to SR 3025

AM Peak Hour Delay Locations



Segments lengths vary, see detail tables for proper lengths.

PM Peak Hour Delay Locations



Segments lengths vary, see detail tables for proper lengths.

**I-79 from I-279 to SR 228 (Corr. 75)
Peak Hour Parameters (Average Weekday)**

	Direction A to []	Direction [] to A
Distance Evaluated (miles)	6.8	6.8
Travel Time @ Posted Speed Limit (min)	6.5	6.5
Avg. Speed @ Posted Speed Limit (mph)	62.5	62.5
AM Travel Time (min)	6.6	6.8
AM Avg. Speed (mph)	61.7	59.7
AM Delay / Vehicle (min)	0.1	0.3
AM Total Delay (Veh hrs)	4.7	7.7
PM Travel Time (min)	8.3	6.7
PM Avg Speed (mph)	48.8	60.6
PM Delay / Vehicle (min)	2.0	0.2
PM Total Delay (Veh hrs)	70.7	8.7
Total Delay (Veh hrs)	75.4	16.4

- During the AM peak hour, delay per vehicle was measured at 0.1 minutes southbound and 0.3 minutes northbound. Total vehicular delay was calculated at 4.7 hours southbound and 7.7 hours northbound.
- During the PM peak hour, delay per vehicle was measured at 2.0 minutes southbound and 0.2 minutes northbound. Total vehicular delay was calculated at 70.7 hours southbound and 8.7 hours northbound.
- During the AM peak hour, the greatest delay per vehicle was measured in segment C to B (SR4052, Warrendale-Bayne Rd.. to SR19 underpass).
- During the PM peak hour, the greatest delay per vehicle was measured in segment B to C (SR19 underpass to SR4052, Warrendale - Bayne Rd..).
- Of the 50 corridors analyzed in this report, this corridor ranked 43rd in magnitude of total vehicular delay during the AM peak hour, ranked 28th during the PM peak hour, and ranked 32nd in combined AM and PM peak hour delay.
- Total cost due to delay during the AM peak hour and PM peak hour is calculated as \$1,047 for an average weekday.