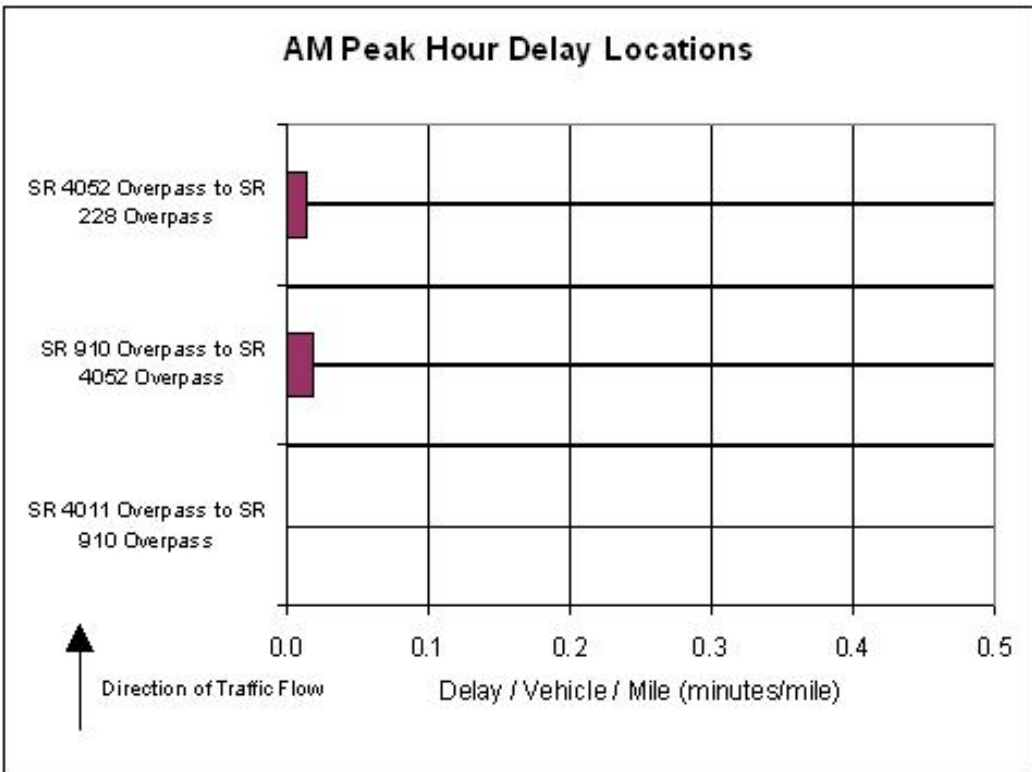
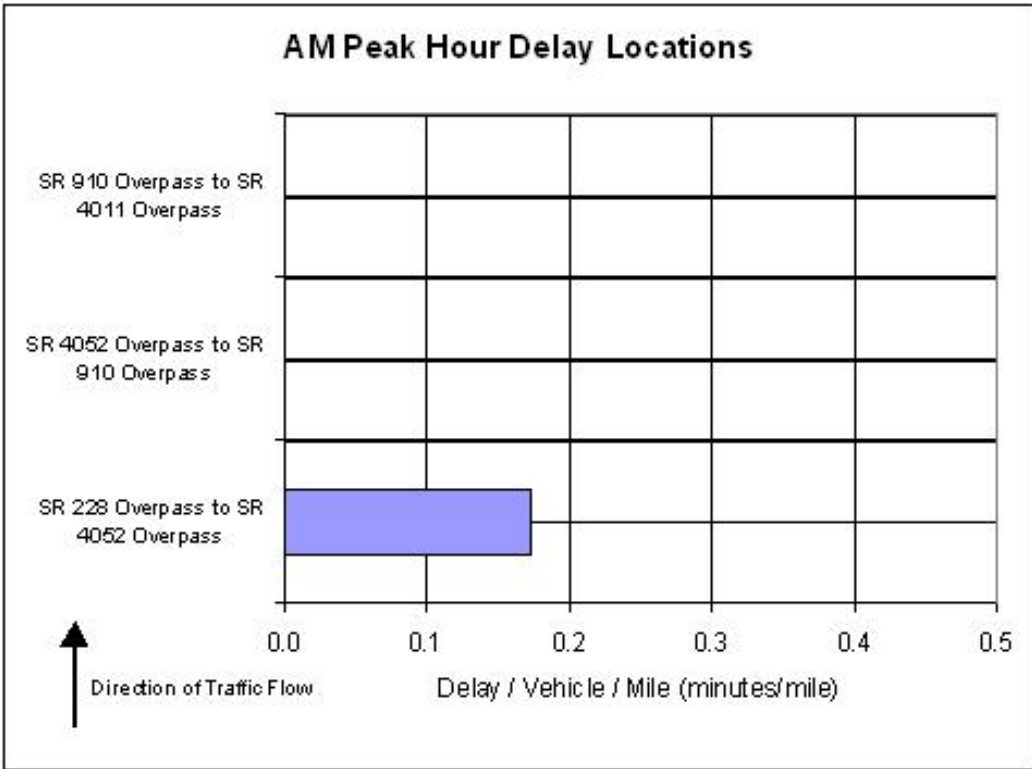
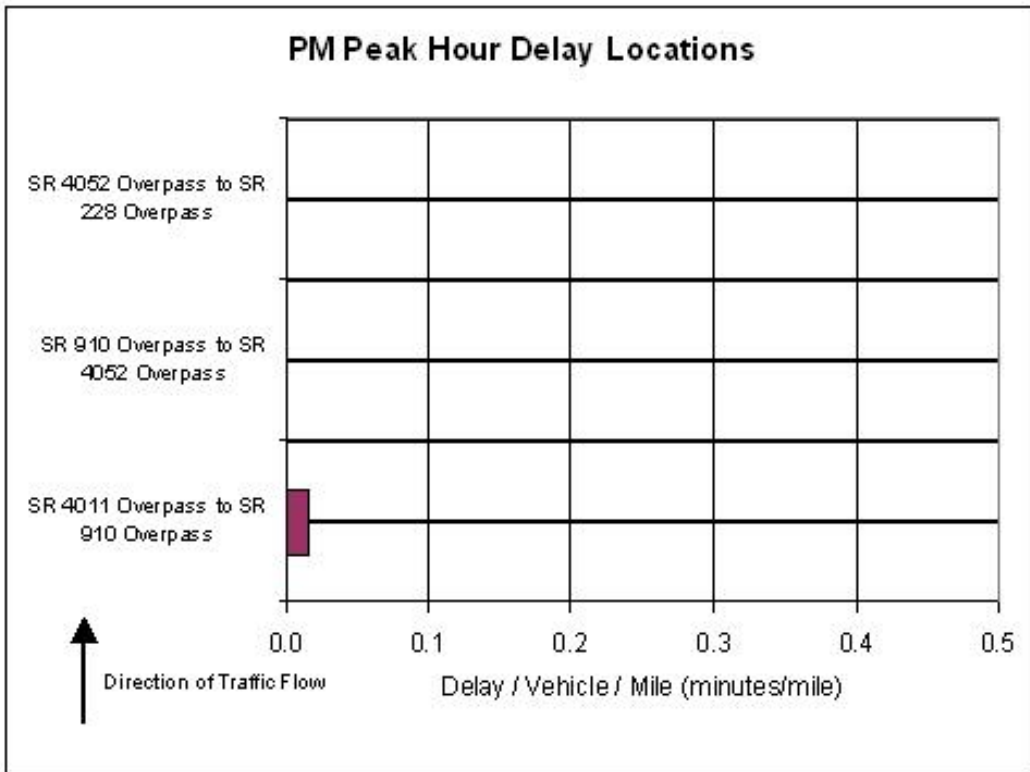
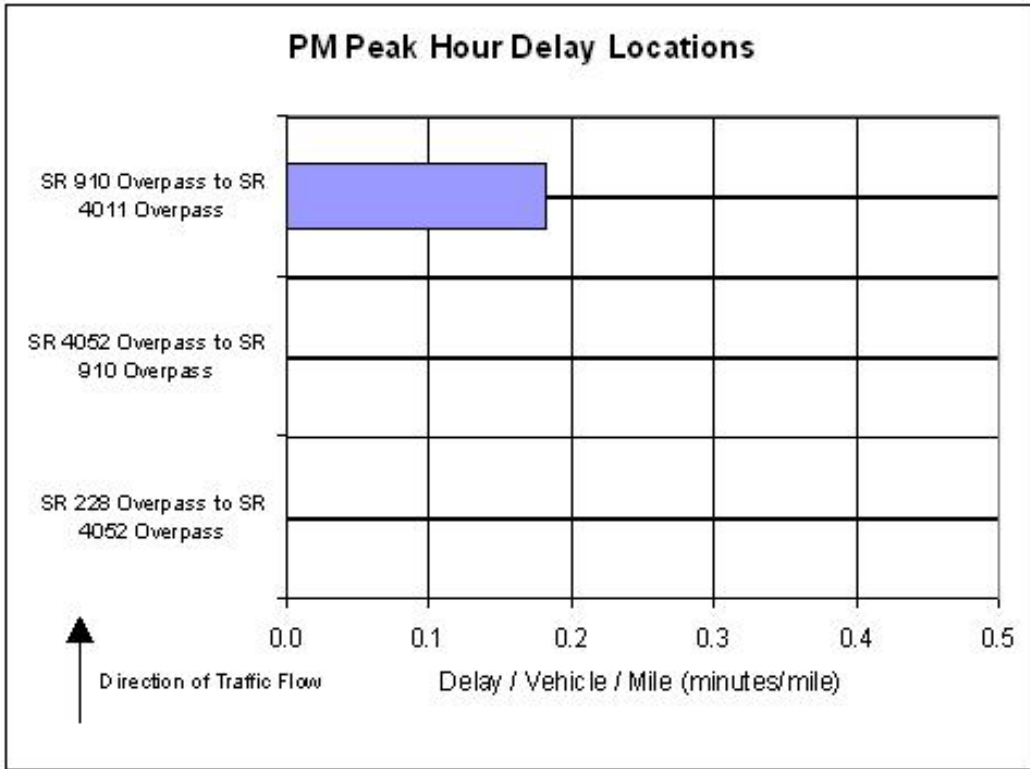




Corridor 75 Node List

- A - SR 228 Overpass
- B - SR 4052 Overpass
- C - SR 910 Underpass
- D - SR 4011 Overpass





Corridor: 75 I-79 between SR 228 Overpass & SR 4011 Overpass
Peak Hour Parameters (Average Weekday)

	SB Direction	NB Direction
	A to []	[] to A
Distance Evaluated (miles)	6.7	6.7
Travel Time @ Posted Speed Limit (min)	6.2	6.9
Avg. Speed @ Posted Speed Limit (mph)	65.0	58.5
AM Travel Time (min)	6.3	6.4
AM Avg. Speed (mph)	64.0	63.0
AM Delay / Vehicle (min)	0.4	0.1
AM Delay / Vehicle / Mile (min/mi)	0.1	0.0
AM Total Delay (Veh-hrs)	16	3
AM Total Delay per Mile (Veh-hrs/mi)	2	0
PM Travel Time (min)	6.3	6.0
PM Avg. Speed (mph)	64.1	67.1
PM Delay / Vehicle (min)	0.4	0.0
PM Delay / Vehicle / Mile (min/mi)	0.1	0.0
PM Total Delay (Veh-hrs)	22	3
PM Total Delay per Mile (Veh-hrs/mi)	3	0
Total Peak Hour Delay (Veh-hrs)	37	5
Total Peak Hour Delay per Mile (Veh-hrs/mi)	6	1