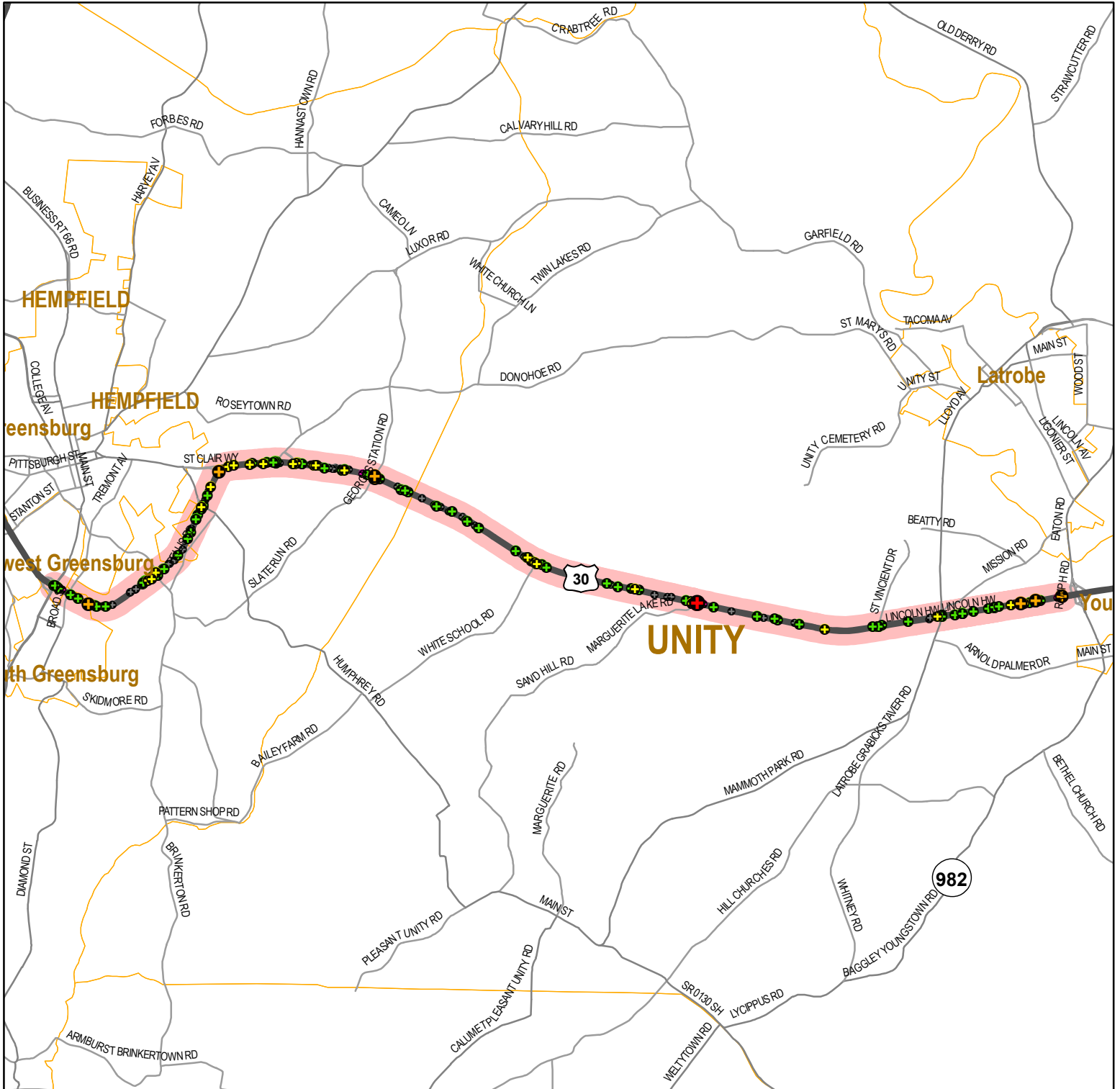


# Reportable\* Crashes CMP Corridor #95 : 2007-2009



## LEGEND

| Accident Severity |                         |
|-------------------|-------------------------|
|                   | Fatality                |
|                   | Major Injury            |
|                   | Moderate Injury         |
|                   | Minor Injury            |
|                   | Injury/Unknown Severity |
|                   | No/Unknown Injuries     |

## Roadway Network

- Major Roads
- Roads
- Municipal Boundaries

## CMP Corridor

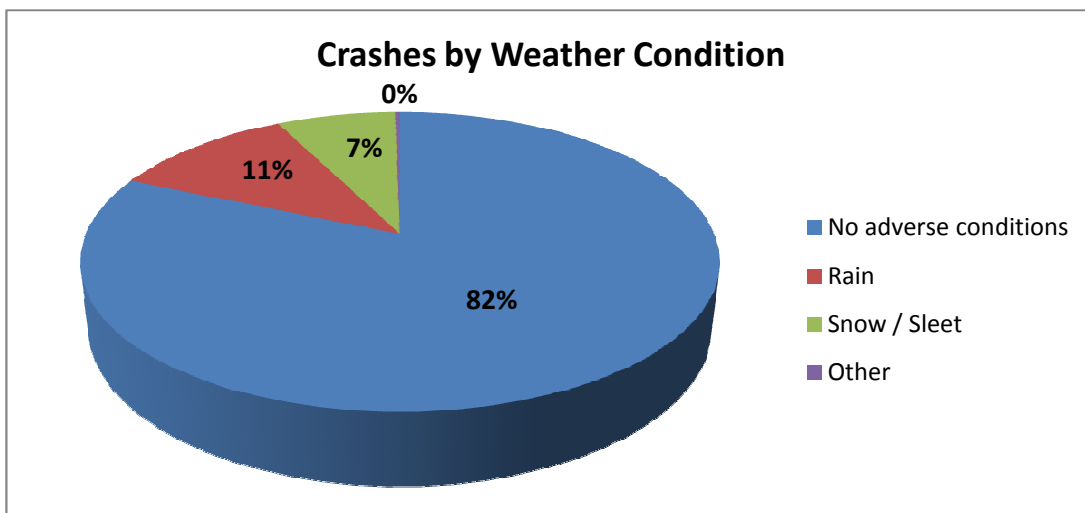
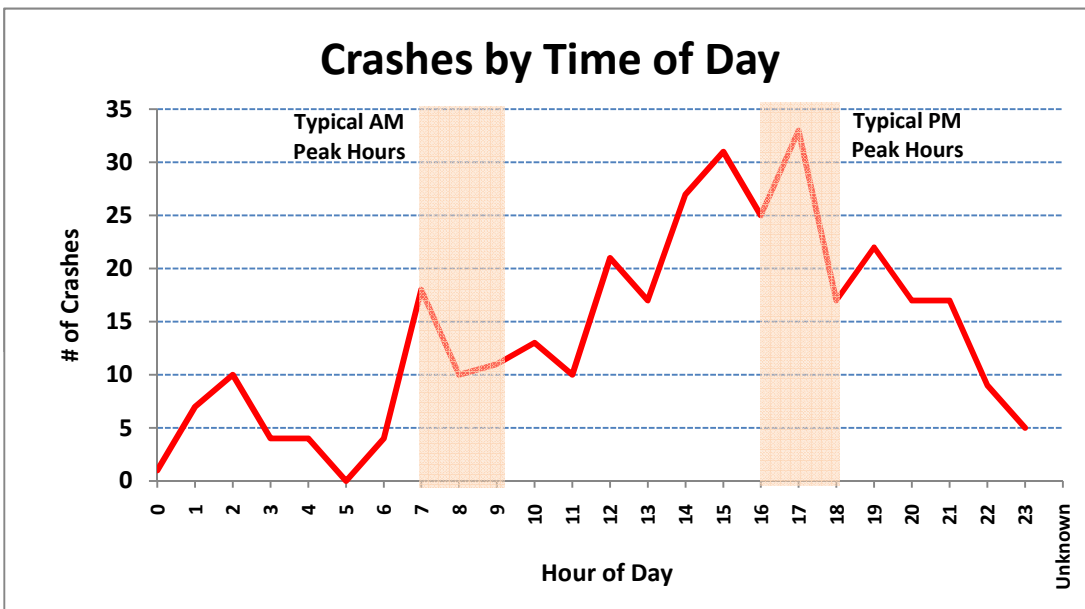
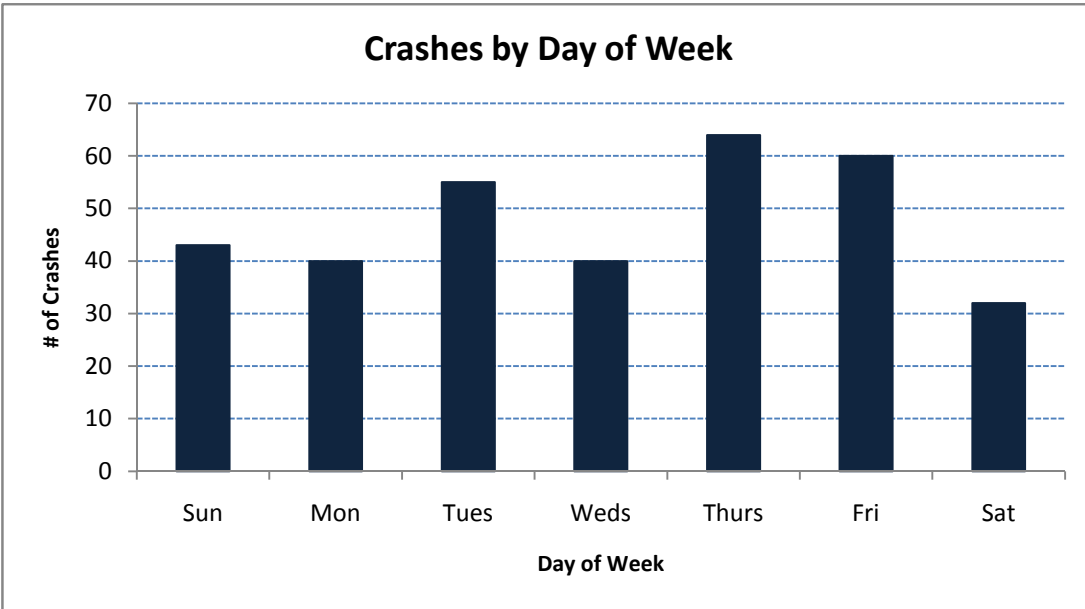
- #95

## CMP Corridor #95 Summary

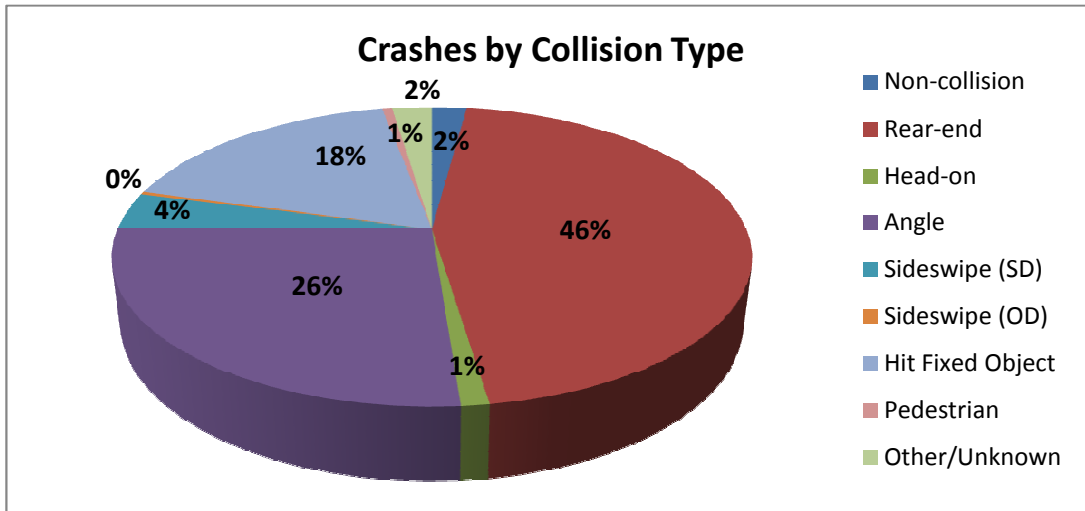
|                            |
|----------------------------|
| Total Crashes = 334        |
| Fatalities = 1             |
| Major Injuries = 10        |
| Moderate Injuries = 49     |
| Minor Injuries = 213       |
| Other/Unknown Injuries = 4 |
| Property Damage Only = 148 |

\* See CMP glossary for definition

# CMP 95 Crash Analysis



## CMP 95 Crash Analysis



|                  |               |
|------------------|---------------|
| Corridor Length: | <b>10.9</b>   |
| (miles)          |               |
| AADT:            | <b>29,125</b> |
| Crashes:         | <b>334</b>    |

|                           |             |  |
|---------------------------|-------------|--|
| <b><u>CRASH RATE:</u></b> | <b>0.96</b> | <b>crashes per million<br/>vehicle-miles of travel</b> |
|---------------------------|-------------|--|

|                    |            |
|--------------------|------------|
| Fatalities:        | <b>1</b>   |
| Major Injuries:    | <b>10</b>  |
| Moderate Injuries: | <b>49</b>  |
| Minor Injuries:    | <b>213</b> |
| Unknown Injuries:  | <b>4</b>   |
| PDO Crashes:       | <b>148</b> |

|                               |             |
|-------------------------------|-------------|
| <b><u>SEVERITY INDEX:</u></b> | <b>2.58</b> |
|-------------------------------|-------------|