



Southwestern
Pennsylvania
Commission

Regional Enterprise Tower
425 Sixth Avenue, Suite 2500
Pittsburgh, PA 15219-1852
Telephone: 412.391.5590
Fax: 412.391.9160
E-Mail: comments@spcregion.org
www.spcregion.org

Officers:

Beaver County
Charles A. Camp
Chairman

Indiana County
Rodney Ruddock
Vice-Chairman

Lawrence County
Steve Craig
Secretary-Treasurer

Executive Committee:

Allegheny County
Dan Onorato

Armstrong County
Patricia Kirkpatrick

Beaver County
Joseph Spanik

Butler County
A. Dale Pinkerton

City of Pittsburgh
Luke Ravenstahl

Fayette County
Vincent Vicites

Greene County
Pam Snyder

Indiana County
Rodney Ruddock

Lawrence County
Steve Craig

Washington County
Bracken Burns

Westmoreland County
Tom Balya

At-Large
Charles A. Camp
Tom Ceraso
Jake Wheatley

Governor's Office
Mary Ann Eisenreich

PA Dept. of Transportation
James D. Ritzman

Executive Director
James R. Hassinger

Southwestern Pennsylvania Commission

4:30 p.m. - September 26, 2011
31st Floor – Regional Enterprise Tower

AGENDA

1. Action on Minutes of the July 25th Meeting
 2. Public Comment
 3. Financial Report – Vince Massaro
 4. Staff Profile – Ken Flack
 5. Local Bridge Data Collection Presentation – Kirk Brethauer
 6. Staff Report/Other Business/Announcements
- Next Meeting Date – October 24th
7. New Business
 8. Adjourn

Southwestern Pennsylvania Commission
Minutes of the Meeting of
July 25, 2011 – 4:30 p.m.
31st Floor • Regional Enterprise Tower • 425 Sixth Avenue • Pittsburgh, PA 15219

The ninety-first meeting of the Southwestern Pennsylvania Commission was called to order by Chairman Charles Camp.

Commission members present were: Tony Amadio, Bracken Burns, Charles Camp, Tom Ceraso, Daniel Cessna, Jack Cohen, Steve Craig, Mary Ann Eisenreich, Joe Grata, Lynn Heckman, Dave Johnston, Larry Maggi, Robbie Matesic, Kevin McCullough, Rod Ruddock, Michael Silvestri, and Archie Trader.

Commission members absent were: Tom Balya, Shirl Barnhart, Stephen Bland, Andrew Boni, Terry Daughenbaugh, Rick DeBlasio, Joseph Dubovi, Karl Eisaman, Patricia Evanko, Richard Fink, David Frick, Jim Gagliano, Jr., Kevin Gray, Jessica Greathouse, Dana Henry, Patricia Kirkpatrick, Ted Kopas, James Lokhaiser, Robert Macey, David Miller, Mary Jo Morandini, Dan Onorato, William Patterson, William Peduto, A. Dale Pinkerton, Luke Ravenstahl, James Ritzman, Carmen Rozzi, Jim Scahill, Mark Schneider, Richard Shaw, Dan Shimshock, Kelly Shroads, Renee Sigel, Mark Snyder, Pam Snyder, Joe Spanik, Anthony Spossey, Byron Stauffer, Jr., Rob Stephany, Wendy Stern, Joe Szczur, Letitia Thompson, Vincent Vicites, Daniel Vogler, Gealy Wallwork, Jake Wheatley, Jr., Norma Wintermyer, Vincent Zapotosky, and Yarone Zober.

Staff: Jim Hassinger, Kirk Brethauer, Jamie Colecchi, Chuck DiPietro, Linda Duffy, Chuck Imbrogno, Tom Klevan, Vince Massaro, Shannon O'Connell, Doug Smith, Kay Tomko, David Totten, Debbie Tritsch and Lew Villotti.

Others: Larry Shifflet, PennDOT and Jon Smith, Allegheny County Transit Council.

1. Action on Minutes of the June 27th Meeting

A motion was made to approve the minutes of the June 27, 2011 meeting of the Southwestern Pennsylvania Commission by Mr. Silvestri, which was seconded by Commissioner Maggi. The affirmative vote to approve the minutes was unanimous.

2. Public Comment None

3. Enterprise Development Program Year End Summary – Lew Villotti

Mr. Villotti provided a Year End Summary for the Enterprise Development Program for FY 2010-2011. This is our primary program that we use to deliver our development services. It is funded through the Commonwealth and ARC.

Clients & Sales

- Worked with 250 Businesses
 - 32 New Clients
- Over \$32 Million Increase in Program-Related Sales
 - Increase in International Sales: \$11,359,337
 - Increase in Government Sales: \$21,264,888
- Closed Loans Totaling \$688,500
 - Private Investment Leveraged: \$2,239,100

Jobs Created & Retained

- 283 Jobs Created
 - International 101
 - Government Procurement 61
 - Business Finance 121
- 2,970 Jobs Retained
 - International 251
 - Government Procurement 399
 - Business Finance 2,320

Comparison

- LDDs Total: Creating or retaining 1 job for every \$347.26 invested by the Commonwealth
- SPC: Creating or retaining 1 job for every \$171.37

Mr. Villotti complimented department staff on a fantastic job working with the clients and we will continue to do so.

Commissioner Camp asked about the client list and Mr. Villotti said that a complete list of clients by county would be provided to anyone that requests one.

4. Staff Profile – Lew Villotti/Jamie Colecchi

Mr. Villotti introduced staff member Jamie Colecchi, Community Assistance Manager. Mr. Colecchi has a wife and two children. He graduated from the University of Pittsburgh 12 years ago and worked for SPC for 3 years right out of college and then worked for Congressman Doyle for three years and returned to SPC where he has worked for the last six years. One of the main programs that he is involved in is the Energy Savings Program.

SPC Energy Savings Program

What is it?

- Pennsylvania Energy Partnership (PEP)
 - ARC, LDD's, PSU, MIT, DCED
- Technical Assistance
- Funding Research
- Utility Bill Analysis
- Grade 1 Energy Assessments
- Education

Staff Qualifications

- Level 1 Thermography

- BPI Certified
- LEED Certified

Report Contents

- Forecast on increasing Energy Costs
- Findings/Recommendations to cut costs
- Lighting Upgrade Investment Payback Analysis
- Thermal Imaging of Building Envelope
- Next Steps

Thermal Imaging

Pictures of Soldiers & Sailor Museum in Oakland were shown to depict thermal imaging versus regular photography.

Who We Have Worked With?

- | | |
|---------------------------------------|-------------------------------|
| • Marianna | • Carnegie |
| • Greentree | • Conway |
| • Dormont | • Midland |
| • URA | • New Sewickley |
| • Beaver Borough | • Ohioville |
| • Indiana Ice Center (S&T Bank Arena) | • Potter Twp. |
| • McKeesport | • Rochester Borough |
| • Soldiers & Sailors Museum | • Rochester Twp. |
| • Connellsville Library | • White Twp. (Beaver) |
| • Ambridge | • South Heights |
| • Baden | • Vanport |
| • Baden United Meth. Church | • West Mayfield |
| • Big Beaver | • Steel Valley COG |
| • Brighton Township | • Twin Rivers COG |
| • New Brighton Borough | • Allegheny Intermediate Unit |

Who Are We Currently Working With?

- Masontown
- Economy Borough
- Forest Hills
- Latrobe
- Mt. Pleasant

Mr. Colecchi appreciated the opportunity to highlight this program. It's one of our more popular programs and it really provides a benefit to the municipalities.

Commissioner Ruddock asked how this program was paid. Mr. Colecchi said that the program is funded through a grant from the Appalachian Regional Commission and is matched by DCED and this coming year we will be matching it locally.

Commissioner Camp said he welcomes activity reports from the counties and PennDOT for future meetings.

5. Presentation on Regional Operations Plan – Doug Smith

Mr. Smith provided an update on two different projects that he manages at SPC: the Regional Operations Plan and Road Safety Audits.

“Operations”

Mr. Smith said that until recently highway transportation has focused on building and maintaining the road infrastructure and the road/bridge network.

Traditional Cycle

- Build
- Maintain
- Rebuild

But as the transportation system has evolved over time and demand on the system has continued to increase, there has been recognition of the fact that we also need to operate the system. We need better operations in order to sustain the system and improve the non-recurring and recurring congestion problems without additional capacity.

Today’s Cycle

- Build
- Operate
- Maintain
- Rebuild

In an effort to increase our focus on operations, SPC and our planning partners developed the Southwestern PA Regional Operations Plan in 2007, which was endorsed by the Commission at that time.

We have actually made quite a bit of progress on these projects in a short amount of time, and mainstreaming operations into the way we do business. One of the things that we’ve done as part of that was to make the Regional Operations Plan part of our Long Range Plan process. So when we update our Long Range Plan, we also update the Regional Operations Plan.

ROP Update 2010-11

Focus Areas

- Traffic Signals
 - Incident & Emergency Management
 - Traveler Information
 - Operational Teamwork
 - Freeway & Arterial Operations
 - Intermodal Connectivity
 - Freight Management
- } Carryovers from the previous Operations Plan

Out of these 7 focus areas, we have identified 68 different specific projects and initiatives to undertake in the region over the next few years. These aren’t all things that SPC will do. Some of them are ITS type projects of PennDOT’s. One of the near-term ROP priorities is improving Traffic Incident Management.

Traffic Incident Management (TIM)

The idea behind TIM is to bring together police, transportation, fire, emergency services, towing & recovery to coordinate efforts and improve safety in terms of responding to incidents on the highway system and also to improve the clearance time in clearing the highways after an incident.

National Unified Goal

- Responder Safety
- Safe, Quick Clearance
- Prompt, Reliable, Interoperable Communications

Mr. Smith showed three video clips that demonstrated what TIM is about. One of the first steps will be in establishing a regional TIM Steering Committee.

Regional TIM Steering Committee

Initial Task List

- Affirm steering committee make-up
- Establish mission, goals & objectives
- Complete FHWA TIM self-assessment
- Identify stakeholder needs
- Develop action items and quick wins
- Discuss funding opportunities
- Prepare awareness campaign
- Develop prioritized list of TIM corridors

Southwestern Pennsylvania
Road Safety Audits (RSA) Program

Road Safety Audits are a proactive way to continue improving safety for all road users. The basic steps in the RSA process are:

- Identify the Project
 - Select the RSA Team (and compile background data)
 - Conduct a Start-up Meeting
 - Perform Field Reviews and Key Person Interviews
 - Conduct RSA Analysis
 - Preliminary Presentation of Findings
 - Written Report 1-2 weeks
 - Formal Response 4-6 weeks
- } 3 days

RSA Locations
(March 2009 – May 2011)

- Franklin Road at Peters Road, Cranberry Twp, BUCO
- Freeport Road, Harrison Twp & Brackenridge Borough, ALCO
- S.R. 519 at Thomas-Eighty Four Road, North Strabane Twp, WACO
- S.R. 56, Apollo Borough & Kiskiminetas Twp, ARCO
- S.R. 224, Union Twp, LACO
- Liberty Avenue (Strip District), City of Pittsburgh
- S.R. 21 at Ceylon road, Cumberland Twp, GRCO
- S.R. 51, Darlington & South Beaver Twps, BECO
- S.R., Blairsville Borough & Burrell Twp, INCO

- S.R. 21, City of Uniontown & South Union Twp, FACO
- S.R. 68, Butler Twp & City of Butler, BUCO

Mr. Smith provided visual examples of some of the items identified in these RSAs. SPC's goal is to do at least 3 RSA's per year.

6. Action on Resolution 12-11 to Amend the 2011-2012 UPWP to Include the Washington County Transit Consolidation Plan – Special supplemental transit planning funds made available for cooperative planning in Washington County – Tom Klevan

Staff was recently informed by the PennDOT Program Center of the availability of special transit planning funds and was asked if we had a use for them. We do. We've studied the transit situation in Washington County going back to 2005 and we've actually been able to develop some different pieces and the most recent one is a technical assistance grant from the PennDOT Bureau of Public Transportation for the Washington County Transit Vision. One thing we haven't produced down there is a clear concise plan for how we get to transit consolidation particularly making the business case. This planning work will provide a clear concise business plan for transit consolidation and a clear concise implementation plan for consolidating the public transit services in the county of Washington.

Commissioner Amadio moved:

WHEREAS, a transportation planning project must be identified in the UPWP to be eligible to receive federal funding; and

WHEREAS, the SPC 2011-2012 Unified Planning Work Program identifies transportation and transportation-related planning tasks performed between July 1, 2011 and June 30, 2012 in the Southwestern Pennsylvania Transportation Management Area; and

WHEREAS, the Pennsylvania Department of Transportation (PENNDOT) has made available Federal Transit Administration planning funds expendable against the base Work Program transit tasks for a special transit planning effort; and,

WHEREAS, the following new transportation planning project is proposed for special funding in the 2011-2012 Program:

"Washington County Transit Consolidation Plan" at a total cost not to exceed \$262,235 (\$209,788 Federal Transit Administration planning funds; \$52,447 non-Federal match) to provide detailed financial and operational analyses of the three public transit providers in Washington County: Mid-Mon Valley Transit Authority, The City of Washington Transit and Washington County Transit Authority; and to provide clear, concise consolidation options for public transit service provision for Washington County; and to provide a clear, concise implementation plan for public transit service consolidation in Washington County; and,

WHEREAS, the amended task will be included in the UPWP work order with PennDOT and will be completed following the provisions of the contract;

NOW THEREFORE BE IT RESOLVED that the Southwestern Pennsylvania Commission approves revisions to the 2011-2012 UPWP to include the planning project Washington County Transit Consolidation Plan.

Commissioner Maggi seconded and the affirmative vote was unanimous.

7. Other Business/Announcements

Dr. Hassinger reported that the State Transportation Commission Public Hearing to update the 12-Year Transportation Program would be held at the Marriott Pittsburgh North, Cranberry on August 25th. Mr DiPietro will be giving a report on the status of transportation funding and needs in the region on behalf of SPC.

Dr. Hassinger reported that the Corporation has engaged Burns & Scalo for tenant representation services to review our office lease location going forward, whether at the RET or elsewhere, and to represent us in lease negotiations given the potential transfer of the building to new private ownership. They are ready to help us with that and we expect them to be able to report back with recommendations fairly soon.

Dr. Hassinger also reported that follow-up on discussions at the SPC Commissioners retreat about the need for representation in Harrisburg resulted in the Corporation Board issuing RFQs for representation from several professional firms. A Review Committee of the Board officers and lead staff interviewed several respondent firms and selected Pugliese Associates. We will be talking with them soon about how we proceed on strategies to enhance communications with Harrisburg leadership including our own region's members in Harrisburg.

Dr. Hassinger said as a follow-up to the discussion today about the Planning and Development Program Activity Report with ARC Enterprise Development Program. Staff has copied the activity reports for the last two months and they are available in the room. They show specific clients that SPC has helped through our development programs.

Next Meeting Date – September 26th

8. New Business None

9. Adjourn

There being no further business to come before the Commission, the meeting adjourned at 5:25 p.m.

Respectfully submitted,

Steve Craig
Secretary

SOUTHWESTERN PENNSYLVANIA CORPORATION
SOUTHWESTERN PENNSYLVANIA COMMISSION
 COMBINED REVENUE and EXPENSE STATEMENT
 FOR THE PERIOD JULY 1, 2010 TO JUNE 30, 2011 - UNAUDITED

	REVISED BUDGET	ACTUAL TO DATE	PERCENT OF BUDGET	ACTUAL and ENCUMBERED TO DATE	PERCENT OF BUDGET
REVENUE:					
Federal Grants	\$ 6,736,795	\$ 5,958,172	88.44%	\$ 6,159,453	91.43%
State Grants	2,786,862	2,315,310	83.08%	2,440,234	87.56%
In-Kind Service Match	466,584	416,229	89.21%	433,407	92.89%
Commission Member Dues	801,675	444,661	55.47%	444,661	55.47%
Other Project Cash Match	52,150	51,172	98.12%	51,172	98.12%
Communication Allocation	310,478	285,014	91.80%	285,014	91.80%
Loan Program Fees Recognized	10,000	1,875	18.75%	1,875	18.75%
Contributions	66,761	45,132	67.60%	45,132	67.60%
Other Funding Sources	136,177	144,115	105.83%	144,115	105.83%
TOTAL PROJECT RELATED REVENUES	\$ 11,367,482	\$ 9,661,680	84.99%	\$ 10,005,063	88.01%
CARRY-OVER REVENUES from PRIOR YEARS:					
Federal Highway Administration FY 09_10 carryover	\$ 2,695,801	\$ 1,011,799	37.53%	\$ 2,615,800	97.03%
Cash Match / State Match - Regional Traffic Signal	326,975	228,640	69.93%	326,975	100.00%
In Kind - Regional Traffic Signal	326,975	24,310	7.43%	326,975	100.00%
In Kind Service Match - Truck Parking Study	20,000	-	-	-	-
TOTAL CARRY-OVER PROJECT RELATED REVENUES	\$ 3,369,751	\$ 1,264,749	37.53%	\$ 3,269,750	97.03%
TOTAL PROJECT REVENUES	\$ 14,737,233	\$ 10,926,429	74.14%	\$ 13,274,813	90.08%
EXPENDITURES:					
Direct					
Program Salaries with Fringe Benefits	\$ 3,463,296	\$ 3,391,289	97.92%	\$ 3,391,289	97.92%
Printing	29,586	25,880	87.47%	25,880	87.47%
Telephone	4,467	3,138	70.25%	3,138	70.25%
Postage	8,045	12,576	156.32%	12,576	156.32%
Supplies	65,745	70,167	106.73%	70,167	106.73%
Travel	113,286	83,078	73.34%	83,078	73.34%
Equipment Purchase/Lease/Maintenance	49,150	45,650	92.88%	45,650	92.88%
Meetings	226,211	94,653	41.84%	94,653	41.84%
Storage Rental	1,140	1,140	100.00%	1,140	100.00%
Dues/Subscriptions/Website	76,318	61,901	81.11%	61,901	81.11%
Training and Development	29,512	17,861	60.52%	17,861	60.52%
Temporary Personnel Services	57,094	43,593	76.35%	43,593	76.35%
Communications Project Allocation	310,478	285,014	91.80%	285,014	91.80%
In-Kind Services	486,584	416,229	85.54%	433,407	89.07%
Legal and Auditing Services	90,116	42,268	46.90%	42,268	46.90%
Contractual - JARC/NFI Project Pass-through Operating Assistance	2,556,012	2,180,701	85.32%	2,180,701	85.32%
Contractual - Port Authority	196,000	196,000	100.00%	196,000	100.00%
Contractual - SPC Members UPWP	213,378	213,371	100.00%	213,371	100.00%
Contractual - Professional Services	596,952	190,959	31.99%	405,362	67.91%
Contractual - VPSI	394,500	369,855	93.75%	369,855	93.75%
Contractual - On Call Consultancy	250,000	136,668	54.67%	136,668	54.67%
Contractual - Verbanac Consultancy	30,000	30,000	100.00%	30,000	100.00%
Contractual - TMA's	176,559	117,088	66.32%	163,199	92.43%
Contractual - Regional Integrated Water Resource Planning	265,601	-	-	-	-
Contractual - Market Access Grants	92,866	27,175	29.26%	92,866	100.00%
Total Direct Expenditures	\$ 9,782,896	\$ 8,056,254	82.35%	\$ 8,399,637	85.86%
Indirect Expenses	1,604,586	1,605,425	100.05%	1,605,425	100.05%
TOTAL PROJECT RELATED EXPENDITURES	\$ 11,387,482	\$ 9,661,679	84.84%	\$ 10,005,062	87.86%
CARRY-OVER PROJECT RELATED EXPENDITURES:					
Contractual - Truck Parking Study	\$ 80,000	\$ -	-	\$ -	-
Contractual - WRA (Traffic Signal Design/Services)	1,130,802	487,584	43.12%	1,130,802	100.00%
Contractual - Traffic Signal Design/Services	1,811,974	752,855	41.55%	1,811,974	100.00%
In Kind Services - Regional Traffic Signal Program	326,975	24,310	7.43%	326,975	100.00%
TOTAL CARRY-OVER PROJECT RELATED EXPENDITURES:	\$ 3,349,751	\$ 1,264,749	37.76%	\$ 3,269,751	97.61%
TOTAL PROJECT EXPENDITURES	\$ 14,737,233	\$ 10,926,429	74.14%	\$ 13,274,813	90.08%

Southwestern Pennsylvania Commission
ALLEGHENY • ARMSTRONG • BEAVER • BUTLER • FAYETTE • GREENE • INDIANA • LAWRENCE • PITTSBURGH • WASHINGTON • WESTMORELAND



September 26, 2011

September 26, 2011
Agenda Item No. 1



Action
Meeting Minutes
July 25, 2011

September 26, 2011
Agenda Item No. 2



Public Comment

September 26, 2011
Agenda Item No. 3



Financial Report



September 26, 2011
Agenda Item No. 3

For the period July 1, 2010 to June 30, 2011 (100% of the fiscal year completed)

Revenues		Revised Budget	Actual to Date	Percent of Budget	Actual and Encumbered to Date	Percent of Budget
Total Project Related Revenues	\$11,367,482	\$9,661,680		84.99%	\$10,005,063	88.01%
Total Carry-Over Project Related Revenues	\$3,369,751	\$1,264,749		37.53%	\$3,269,750	97.03%
TOTAL PROJECT REVENUES	\$14,737,233	\$10,926,429		74.14%	\$13,274,813	90.08%

Expenditures		Revised Budget	Actual to Date	Percent of Budget	Actual and Encumbered to Date	Percent of Budget
Total Project Related Expenditures	\$11,387,482	\$9,661,680		84.84%	\$10,005,063	87.86%
Total Carry-Over Project Related Expenditures	\$3,349,751	\$1,264,749		37.76%	\$3,269,750	97.61%
TOTAL PROJECT EXPENDITURES	\$14,737,233	\$10,926,429		74.14%	\$13,274,813	90.08%



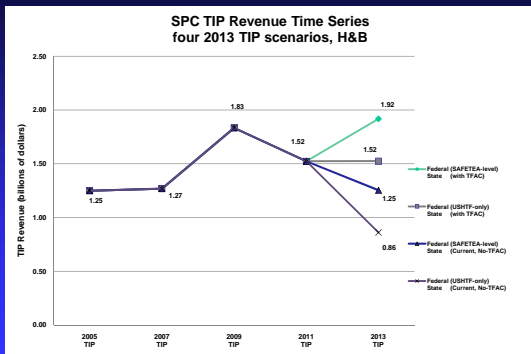
September 26, 2011
Agenda Item No. 4

Staff Profile

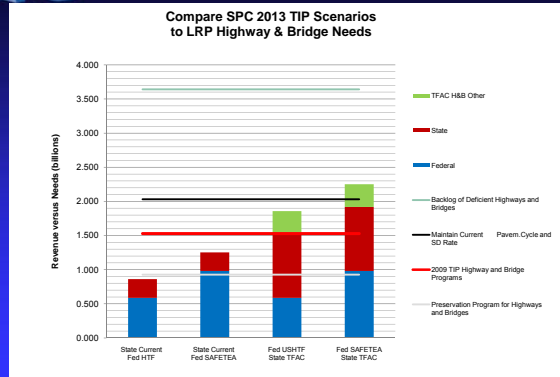
Ken Flack
Transportation Planner



September 26, 2011
Agenda Item No. 4



September 26, 2011
Agenda Item No. 4





September 26, 2011
Agenda Item No. 5

Presentation

Local Bridge Data Collection



- PennDOT Request to MPOs:
- Local Transportation Assets
- Inventory – NOT inspection or assessment
 - Traffic Signals
 - Local Bridges
 - Local Roads



What is a Bridge?

- Not on a state highway
 - County, Township, DCNR, National
- Over 4 feet
- Under 20 feet

Most likely →



Where are the Bridges?

- Use GIS Mapping
- Intersect Streets with Streams:
- 14,466 locations to start





Where are the Bridges?

- Use GIS Mapping
- Intersect Streets with Streams:
- 14,466 locations to start
- Skip 6,882 on state roads
- 7,584 locations to review



Process Used

- North Central Regional Planning & PennDOT District 2-0
- Emphasis on digital versus paper – rainy weather
- GPS, Measuring Devices, Whiteboard, Camera, Laptop, Maps
- Pre-Program with North Central characteristics
- Establish required items
- Field Test
- Re-Tool & Expand



Data Collected

- Measurements
- Posted Weight Limits
- Physical Makeup of bridge
- Span Interaction
- Structural Configuration
- Materials
- Location Info:
 - County / District
 - Municipality
 - Road Name
 - Coordinates
- Minimum of 4 Photos
- Site Observations / Problems



Field Work

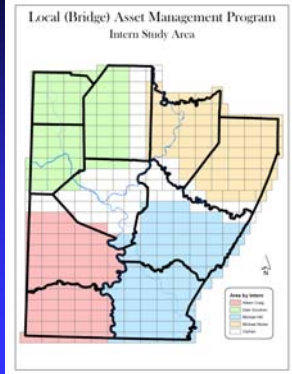
- 4 Interns
 - CMU, IUP & Geneva
 - Regionally Based
- Office Orientation
- LTAP Bridge Class
- In the Field with PennDOT
- Memorial Day Kickoff
- 14 Weeks of Field Work





Field Work

- 318 maps covered the Region
- Did not travel every road
- Download data each night
- Upload via FTP



Variety of Structures



Variety of Structures



Variety of Structures





Variety of Structures



Variety of Structures



Variety of Structures



Variety of Structures





Variety of Structures



Variety of Structures



Variety of Structures



Variety of Structures





Variety of Structures



Results

- 7,584 locations to review



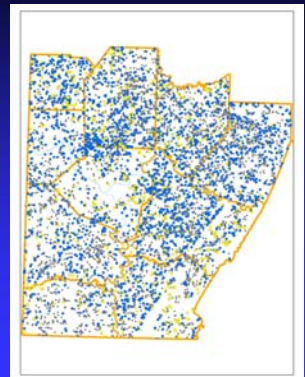
Results

- 7,584 locations to review
- 784 private drives



Results

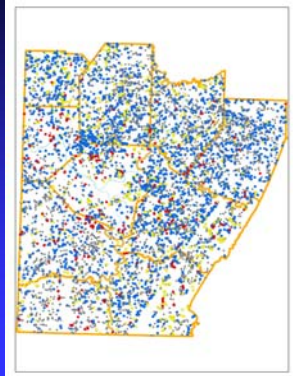
- 7,584 locations to review
- 784 private drives
- 2,596 met criteria
 - (1,500 were a type of culvert)





Results

- 7,584 locations to review
- 784 private drives
- 2,596 met criteria
 - 1,868 were a type of culvert (72%)
- 264 follow up for QC
- 3,940 locations were small culverts under 4' (52%)



Issues

Allegheny: Elizabeth Twp, Patterson Road



Issues

Armstrong: Parks Twp, Oak Road



Issues

Beaver: Independence Twp, Ridge Road





Issues
Butler: Jackson Twp, Emma Lane



Issues
Fayette: Dunbar Twp, Monarch Road



Issues
Greene: Aleppo Twp, Gunn Hill Road



Issues
Indiana: Brush Valley Twp, Hoffman Road





Issues

Lawrence: Plain Grove Twp, McNulty Road



Issues

Washington: E. Finley Twp, Willow Road



Issues

Westmoreland: E. Huntingdon Twp, Espey Road



Next Steps

- QA/QC:
 - Office Review on Attributes & Photos
 - In Field with PennDOT Inspectors
 - Check 100+ Designated as over 20'
- Test Integration w/ North Central / Lehigh Co.
- Outreach to Municipalities – Any Missing?
- Bridge Data to PennDOT
- Local Roads in Spring



September 26, 2011
Agenda Item No. 6

Staff Report
Other Business
Announcements

- Next Meeting Date – October 24, 2011



September 26, 2011
Agenda Item No. 7

New Business