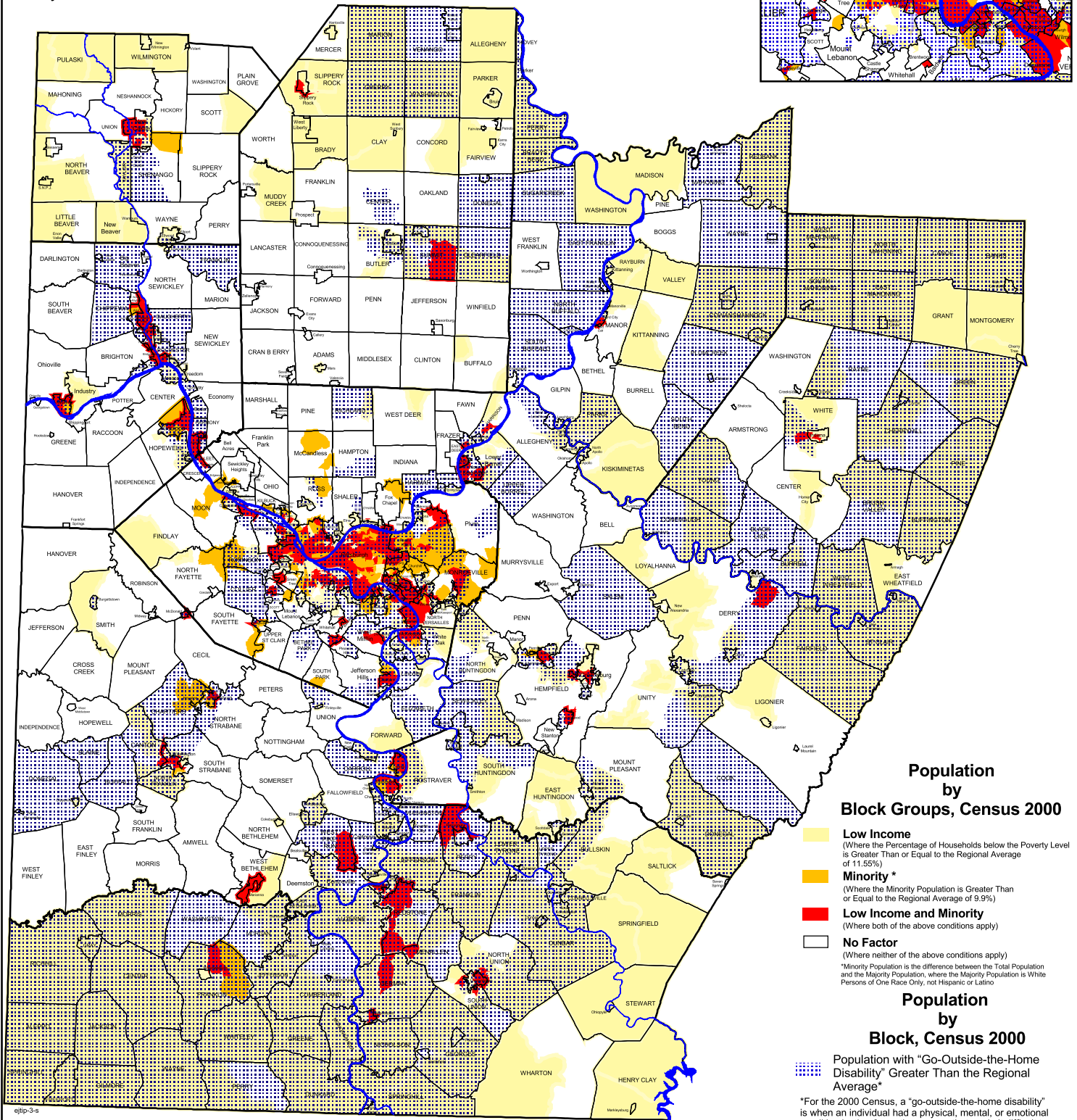
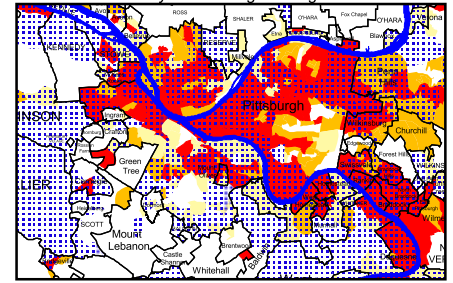


Low Income & Minority Population by US Census Block Group with Percent of Population with a Go-Outside-the-Home Disability

City of Pittsburgh Enlargement




Population by Block Groups, Census 2000

- Low Income**
(Where the Percentage of Households below the Poverty Level is Greater Than or Equal to the Regional Average of 11.55%)
- Minority ***
(Where the Minority Population is Greater Than or Equal to the Regional Average of 9.9%)
- Low Income and Minority**
(Where both of the above conditions apply)
- No Factor**
(Where neither of the above conditions apply)

Population by Block, Census 2000

- Population with "Go-Outside-the-Home Disability" Greater Than the Regional Average*

*For the 2000 Census, a "go-outside-the-home disability" is when an individual had a physical, mental, or emotional condition lasting 6 months or more that made it difficult to get around outside the home alone. The regional average population with this type of disability was 7.85%



Map 7